

CA EDUCATION TRAINING CATALOG: SECURITY OFFERINGS

# Security Training Catalog

Products Featured: CA Access Control, CA Identity  
Manager, CA Site Minder, CA DLP

you can

**ca**<sup>®</sup>  
technologies

## What students are saying about CA's Security Education...

“ I really like the virtual classroom. It allows us to attend classes when we don't have travel budget.”

*CA SiteMinder r12: 200*

“I think this class was of value to my current job situation and will help to achieve new levels of support for the CA products over the next year.”

*CA SiteMinder Web Access Manager:  
eTrust SiteMinder® Training Boot Camp*

“The instructor had a great knowledge of the information. He took the time to apply our company's situation to the subject matter at hand.”

*CA Identity Manager r12: 200*

---

## Table of Contents

---

Education Overview 1

---

Training Options 1

---

Security Offerings Overview 2

---

### CA Access Control

Understanding the Different Roles 3

When to Take Training 3

Learning Path 4

Mapping Training During Implementation 5

Packages by Role 6

Course Overviews 6

---

### CA Identity Manager

Understanding the Different Roles 8

When to Take Training 8

Learning Path 9

Mapping Training During Implementation 10

Packages by Role 11

Course Overviews 11

---

### CA Site Minder

Understanding the Different Roles 15

When to Take Training 15

Learning Path 16

Mapping Training During Implementation 17

Packages by Role 18

Course Overviews 18

---

### CA DLP

Understanding the Different Roles 20

When to Take Training 21

Learning Path 21

Mapping Training During Implementation 22

Packages by Role 23

Course Overviews 23

---

Purchasing Options 24

---

## CA EDUCATION VALUE PROPOSITION

---

CA Education helps customers unify and simplify the management of IT, resulting in:

### **Improved Productivity**

Do more in less time; maximize staff performance

### **Improved Service Availability**

Less downtime; faster application, system and data recovery

### **Optimized Software**

More value and functionality from existing software

### **Risk Mitigation**

Reduce risk; meet company/industry/regulatory compliance requirements

## CA Education Overview

CA Education's number-one priority is to help maximize your CA software investment. That is why we work with you to identify your educational needs, provide a range of flexible learning options, and outline an effective plan to meet your goals.

More than 30,000 people are trained annually by CA Education in many different languages from all over the world. Our training methods and tools are designed to help work teams be more productive in less time.

Our commitment to effective training is demonstrated in how we develop and deliver our curriculum. Our instructors average more than 20 years of industry experience, many of which they've devoted to CA products and technologies. Skilled professionals and top-ranked instructors work together to provide award-winning courses that speed up the learning process and deliver measurable results in productivity, service availability, software optimization and reduced costs.

---

## Training Options

CA Education understands the critical impact that training can have on your business performance. Our experienced and certified professionals and education partners deliver a robust and flexible catalog of courses to align training to your CA technology investment.

### **Classroom Training**

Learn from live experts and share best practices with instructors and peers in state-of-the-art CA Education learning centers. The personal, face-to-face interaction with instructors and peers gives students an open forum to ask questions and share rich tips and tricks. This rich learning solution can ensure the highest levels of competency and knowledge transfer. Instructor-led training classroom training is available at:

#### **CA Learning Centers**

Get away from your daily work by attending a class at a state-of-the-art CA Learning Center near you. This option provides a dedicated learning environment that eliminates any impact on your production workflow.

- **Public Courses:** Choose from a list of popular courses offered at CA Learning Centers
- **Private Courses:** Dedicated classes for often large customers at CA Learning Centers

#### **On-Site**

CA Education's on-site, instructor-led training accelerates the learning curve and boosts productivity. Our instructors teach courses that fit within your learning objectives and present the material in one or several scheduled courses on-site at your facility. On-site courses not only save travel time, but in many cases, students can directly apply the outcome of their hands-on exercises to actual tasks for or with their CA technology implementation.

### Virtual Learning

CA Virtual Learning provides the same benefits of classroom instruction at your own desk without the time and expense of travel. CA Virtual Learning options include:

- CA VIRTUAL INSTRUCTOR LED TRAINING (VILT) CA Education certified instructors host the course using state-of-the-art tools over the internet. With your web browser you view the courseware material and whiteboard exercises while listening to and engaging with your instructor as well as with your student peers.
- CA VIRTUAL LAB (VL) Sharpen your skills in a fully functional, hands-on practice environment. Labs are available as a part of a Virtual Instructor Led course or purchasable in one business week increments where applicable.

### Web-Based Training

CA Education also offers a number of courses that can be completed outside of the classroom. Our Web-Based Training courses are designed to be an effective self study course allowing you to stop and start the training at your convenience, allowing you to learn at your own pace. Coursework can be provided as a download or on a CD-ROM. Simply access the training online from your office or home, saving you travel time and expense.

#### BLENDING LEARNING

CA Education is dedicated to providing you with flexible learning options with optimal results. We blend instructor-led, virtual, and web-based course offerings to provide you with a complete learning solution that builds your competency with CA software. . We leverage skilled professionals to create blended learning paths that incorporate multiple learning options based on a common methodology. This ideal solution speeds the learning process, which translates to improvements in productivity, service availability, software optimization and return on investment.

---

## Security Offerings Overview

CA Security/IAM solutions are designed to both protect and enhance your business. CA offers a complete security solution to combat a large range of online threats, as well as manage user identities and their access. CA Security/IAM solutions also help monitor and analyze all security events from discovery to resolution. CA Education offerings shorten ramp-up time and maximize the performance of users who will be implementing, administering and utilizing the CA Security/IAM solutions.

CA Education recognizes the need for organizations to have flexibility in determining the amount, type and composition of their training. To meet this need, we have built education packages for small, medium and large-scale implementations. This comprehensive security training program maximizes your CA Security/IAM software investment by training your personnel to effectively use, administer and implement CA products and solutions.

# CA Access Control

## Overview

CA Access Control provides a critical layer of security protection, safeguarding your enterprise servers with a superior level of host access protection that cannot be duplicated with native operating system security alone. Along with a consistent and reliable security perimeter, this solution enables streamlined access management of your distributed systems across all common platforms. Additionally, its' secure audit logs offer a full identity trail so you can effectively report on access activity and the system can automatically generate alerts for a core set of highly sensitive activities.

### Why do I need Training?

To provide the necessary level of protection for servers and still provide the required access, you will need an in-depth knowledge of CA Access Control. This is a feature rich tool that can support almost any scenario required in today's high powered environment, and with the right training, the CA Access Control practitioner can provide that needed support. Students in the class will have hands-on labs that will teach them tools and techniques to accomplish the organization's security and access goals and jump-start them in their project to present their organization with the high level of protection security professionals have come to expect from CA products.

## Understanding the Different Roles

Role based education has proven to be an effective model for training various levels of an organization. By delineating the levels of education within each role, we strive to ensure that an organization is receiving the appropriate level of training at the right time while still maintaining a cost-effective and efficient approach to imparting knowledge for an organization. The roles definitions are as follows:

### Implementer

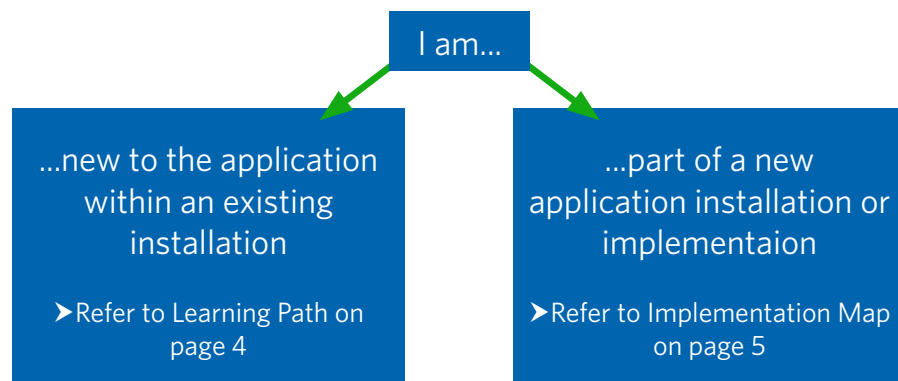
Persons responsible for installation and configuration of the product. Key responsibilities include installation; configuration; deployment; troubleshooting. Other role types in this category include but are not limited to architect and engineer.

### Administrator/Consultant

Persons responsible for day-to-day administration of the installation. Key responsibilities include adding users, removing users, changing user permissions and deploying the changes. These people address and resolve issues regarding access rights to servers..

## When to Take Training

Use the graphic below to help explain the best path of recommended training for your situation.

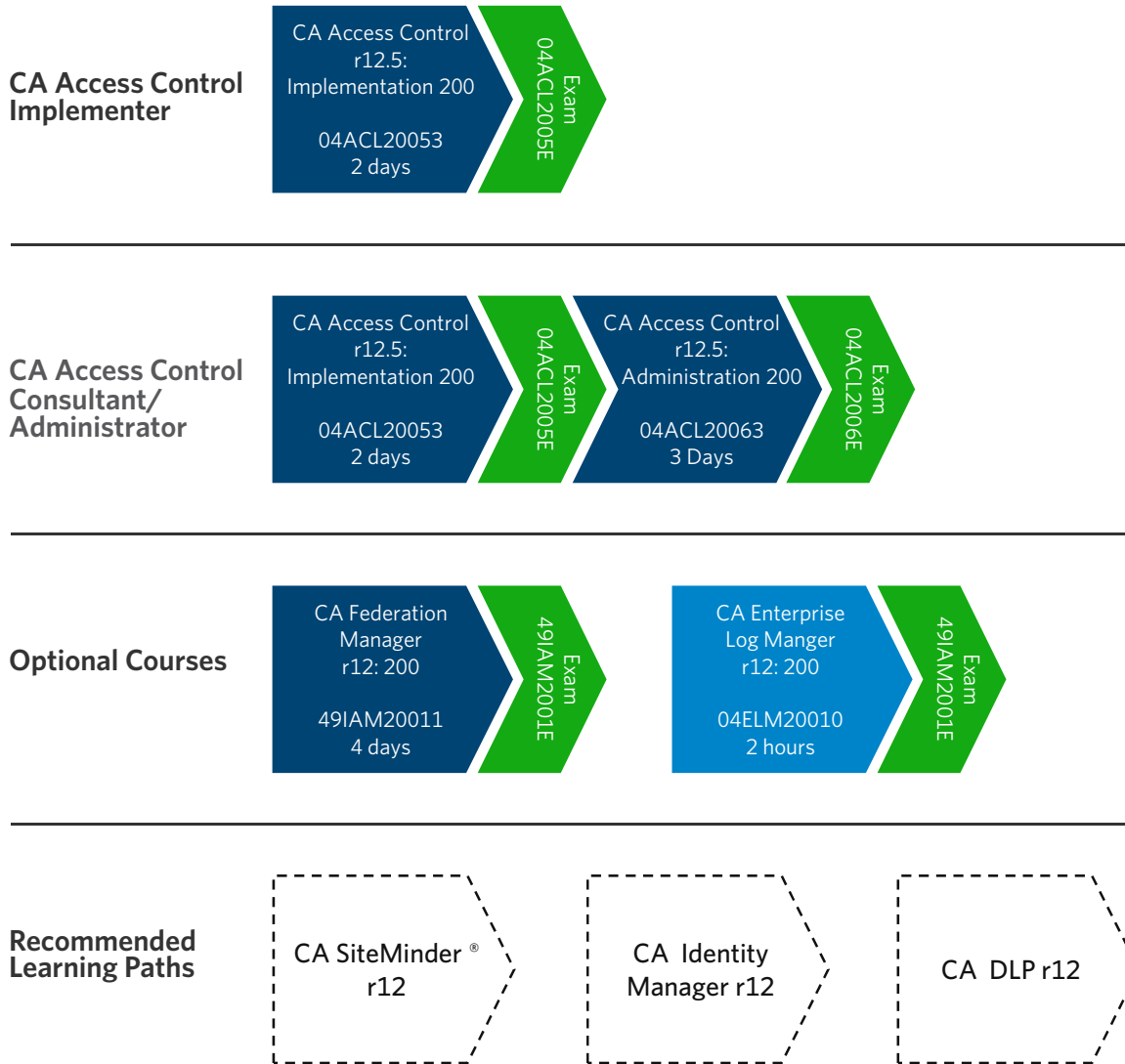


# CA Access Control Learning Path

Recommended for New Users to an Existing Installation

The CA Access Control Learning Path below provides a holistic view of the available education by role. These role based paths are then combined into packages in order to provide the recommended depth and breadth of education for organizations of various sizes.

## CA Access Control Learning Paths



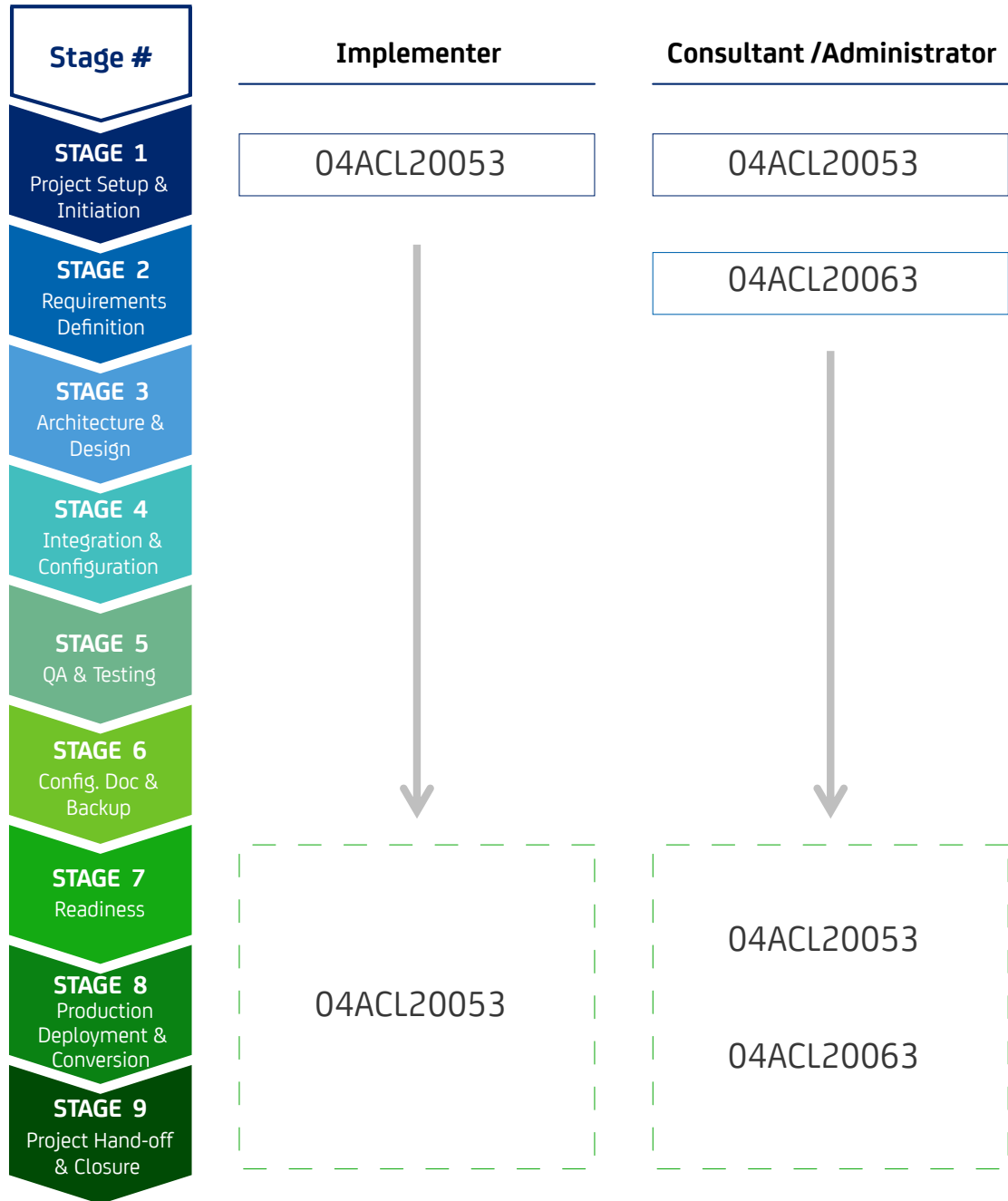
Key to Delivery Options
Instructor Led Training (Classroom & Virtual)
Web Based Training
Exam

# Mapping Training During Implementation

Recommended for those who are part of a New Installation or Roll-out

The diagram below provides a view of the recommended role-based education that maps with the CA Services implementation methodology (nine stages of implementation). These role based paths are then combined into packages in order to provide the recommended depth and breadth of education for organizations of various sizes.

The course numbers listed below correspond with their recommended roles and the ideal stages to complete training. The solid boxes represent the ideal time to complete initial training. Additional training can be taken throughout the implementation cycle. See the recommended additional times for training in the dashed boxes.



## Education Packages by Role

The matrix below illustrates the recommended number of individuals per role for organizations of various size and implementation levels. As a result, CA Education believes that an organization will obtain the quickest time to value with its product and solutions purchase by obtaining the appropriate level of education as described below.

Roles	Small Enterprise	Medium Enterprise	Large Enterprise
Implementer	1	1	2
Consultant/ Administrator	1	1	1

*Final price and training plan determined at time of sale*

## Course Overviews

Below you will find a list of the courses available for CA Access Control along with a brief description of the course. For full descriptions of these courses, please visit your regional Education section of ca.com.

*Key to Training Methods Available:*



Web-Based Training



Instructor Led Training



On-site



Virtual Instructor Led Training

### CA Access Control r12.5: Implementation 200

04ACL20053

In this course, you will install and configure CA Access Control server components and endpoints. The server components enable you to centrally manage your CA Access Control implementation and provide reporting services. CA Access Control on the endpoints provides fine grained access control for you UNIX, Windows, and Linux servers. UNIX Authentication Broker provides authentication services for your UNIX and Linux servers, including the reporting environment. You will also be shown how to integrate CA Access Control with other CA products and perform basic troubleshooting procedures related to installation and configuration of your implementation.



Two (2) Days

## CA Access Control r12.5: Administration 200

04ACL20063

In this course, you will be taught how to simplify common administrative tasks such as managing users, groups, and policies to control access to resources. You will be shown how to use Privileged User Password Management, so authorized personnel have required access to the most powerful accounts in your organization. You will be taught how to use UNIX Authentication Broker to provide authentication services from your UNIX and Linux servers to Active Directory. You will also be shown how to monitor and troubleshoot the CA Access Control environment and how CA Access Control can be integrated with other CA products



Three (3) Days

## CA Federation Manager r12: 200

49IAM20011

CA Federation Manager is part of the Identity and Access management solution area. The course defines the leading standards of CA Federation Manager that enable the establishment of a federated network. The components of CA Federation Manager will be explained. Hands on exercises demonstrate the installation and configuration of these critical components critical components.



Four (4) Days

## CA Enterprise Log Manager r12: 200

04ELM20010

You will be taught how to use CA Enterprise Log Manager(CA Enterprise LM) to collect, normalize, and archive log data. Monitor resources across the organization and take advantage of powerful centralized viewing and searching capabilities.Avoid log data overload and ease the burden of proving compliance by using the CA Enterprise LM interface.Monitor IT activity and alert the organization to policy violations and abnormal activity by using CA Enterprise LM alert management features.Set up role based access to ensure the integrity and security of your data.Collect events from different event sources using the CA Enterprise LM product agent feature.



Two (2) Hours

# CA Identity Manager

## Overview

CA Identity Manager provides a comprehensive identity administration and user provisioning solution that manages all types of identities (internal and external, as well as non-user IDs) and covers a comprehensive set of target systems across the full identity lifecycle. In addition, CA Identity Manager improves security by providing a single authoritative point of identity administration, enforcing consistent identity policies and auditing identity-related actions.

### Why do I need Training?

The process of implementing CA Identity Manager will likely require some changes in job functions and responsibilities. Our trained professionals will provide the assistance you need to navigate these changes and get the most out of CA Identity Manager. Attending the CA Identity Manager Foundation class will give you a solid overview of Identity Manager's features and functions. The hands on labs will help give students comprehend the steps needed to implement the policies and procedures needed to accomplish user management within your organization.

## Understanding the Different Roles

Role based education has proven to be an effective model for training various levels of an organization. By delineating the levels of education within each role, we strive to ensure that an organization is receiving the appropriate level of training at the right time while still maintaining a cost-effective and efficient approach to imparting knowledge for an organization. The roles definitions are as follows:

### Administrator

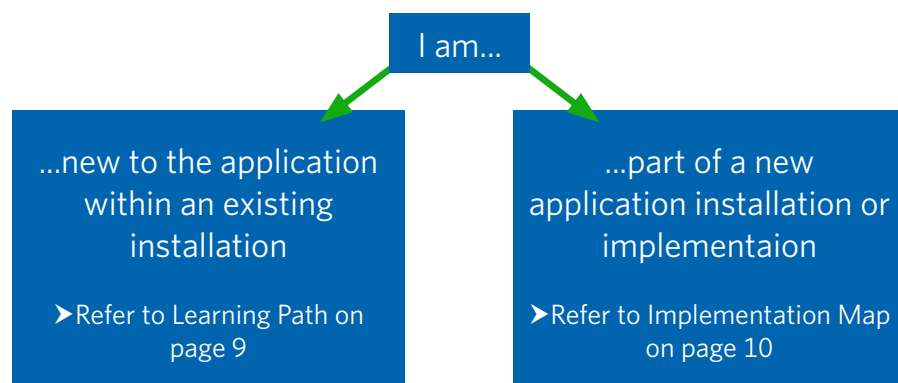
Persons responsible for day-to-day administration of the installation. Key responsibilities include setting access control authorizations and object protection, defining groups and privileges, setting password policies, and auditing. These people address and resolve issues regarding access rights to servers.

### Implementer/Consultant

Persons responsible for installation and configuration of the product. Key responsibilities include installation; configuration; deployment; troubleshooting. Other role types in this category include but are not limited to architect and engineer.

## When to Take Training

Use the graphic below to help explain the best path of recommended training for your situation.

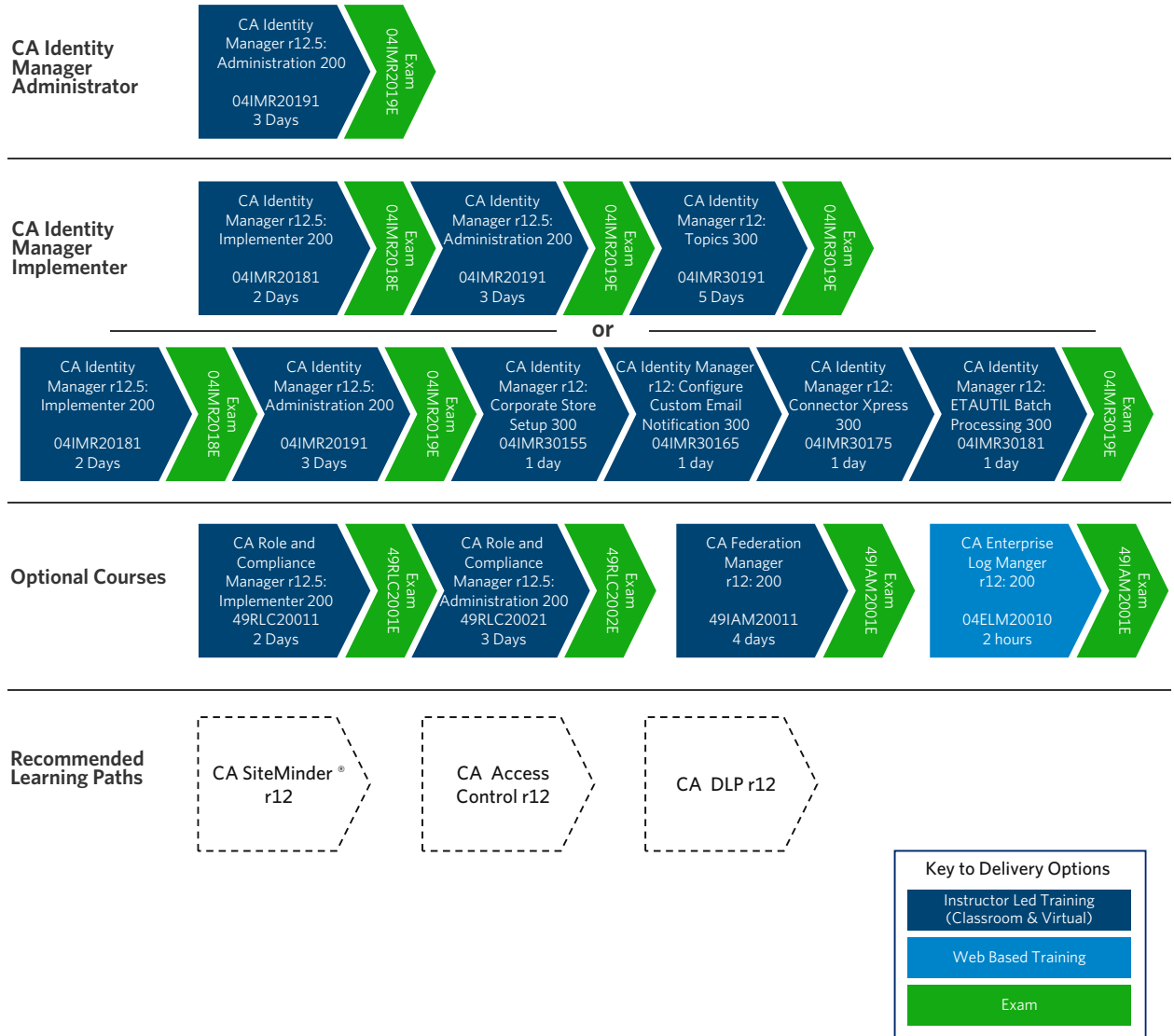


# CA Identity Manager Learning Path

Recommended for New Users to an Existing Installation

The CA Identity Manager Learning Path below provides a holistic view of the available education by role. These role based paths are then combined into packages in order to provide the recommended depth and breadth of education for organizations of various sizes.

## CA Identity Manager Learning Paths

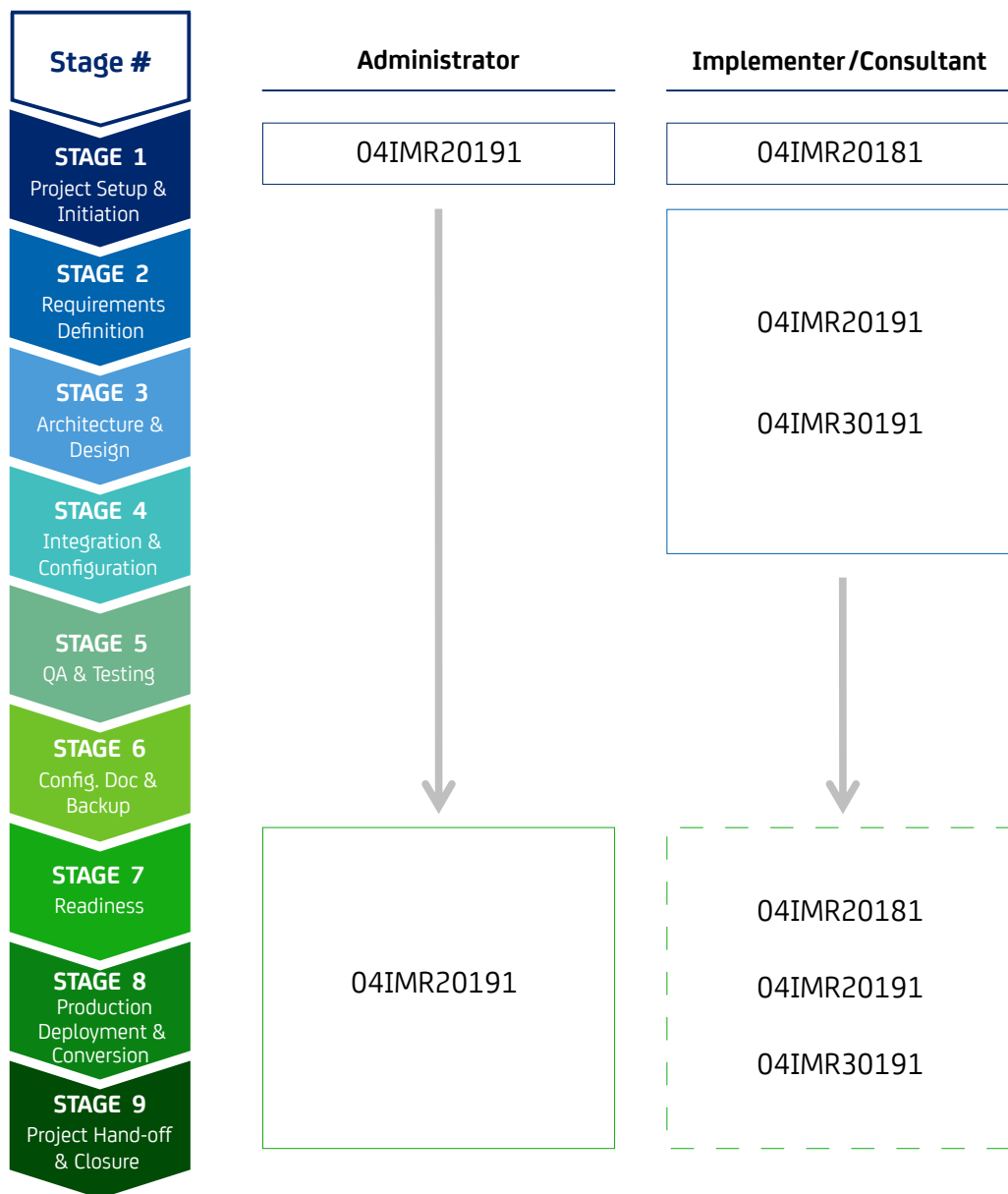


## Mapping Training During Implementation

Recommended for those who are part of a New Installation or Roll-out

The diagram below provides a view of the recommended role-based education that maps with the CA Services implementation methodology (nine stages of implementation). These role based paths are then combined into packages in order to provide the recommended depth and breadth of education for organizations of various sizes.

The course numbers listed below correspond with their recommended roles and the ideal stages to complete training. The solid boxes represent the ideal time to complete initial training. Additional training can be taken throughout the implementation cycle. See the recommended additional times for training in the dashed boxes.



## Education Packages by Role

The matrix below illustrates the recommended number of individuals per role for organizations of various size and implementation levels. As a result, CA Education believes that an organization will obtain the quickest time to value with its product and solutions purchase by obtaining the appropriate level of education as described below.

Roles	Small Enterprise	Medium Enterprise	Large Enterprise
Administrator	1	1	2
Implementer / Consultant	1	1	2




*Final price and training plan determined at time of sale*

## Course Overviews

Below you will find a list of the courses available for CA Identity Manager along with a brief description of the course. For full descriptions of these courses, please visit your regional Education section of ca.com.

*Key to Training Methods Available:*



CA Identity Manager r12.5 Implementation 200	04IMR20181
<p>In this course, you will install CA Identity Manager r12.5. You will also install and configure related components, such as the Report Server, Connector Xpress, endpoint agents, and password synchronization. You will be taught how to import users, integrate CA Identity Manager with CA SiteMinder®, set up the CA Identity Manager environment, and troubleshoot. By implementing CA Identity Manager, you will be able to automate identity-related processes throughout the enterprise, resulting in a smarter, more efficiently-managed infrastructure that helps IT save money, reduce risk, and deliver a more reliable service.</p>	   <p>Two (2) Days</p>

In this course, you will explore new features and perform key administrative tasks in CA Identity Manager r12.5. You will deploy CA Identity Manager provisioning capabilities, implement delegated administration, implement a compliance infrastructure, configure workflow processes, and generate reports. CA Identity Manager enables you to properly manage users and entitlements, control IT systems, and keep personal data private, enabling you to conform to government regulations and industry best practices.



Three (3) Days

This course covers four different areas in Identity Manager, Corporate Store Setup, Custom Email Notification, Connector XPress, and ETAUTIL Batch Processing. Careful planning will help to avoid future growth challenges. With CA Identity Manager integrated into your organization, you can configure a single location for managing user access and consolidating data, resulting in streamlined data management. By understanding the correct configuration of CA Identity Manager, you can avoid object mapping errors, connection failure, and performance degradation.

Email notifications are a vital part of the approval process for an organization, enabling managers and approvers to monitor and control changes. Sending manual notifications creates a gap between when information is ready and when the next action takes place. CA Identity Manager automates email notification, thereby reducing time spent by administrators and improving accuracy and reliability between business systems.

In this course, you will create custom email notification templates specifying the look, feel, content, and designated recipients to help ensure clarity and meaning for end users. You will also associate notifications to business workflows and certification processes to help ensure accurate organizational communication.

Connector Xpress integrates your IT infrastructure with the CA Identity Manager suite, enabling you to centralize identity management across your enterprise. This course shows you how to create dynamic LDAP directory and database namespaces, integrating existing databases and LDAP directories with CA Identity Manager to manage applications that require a custom connector. It covers modifying databases in response to changes in the underlying data store and correcting errors in earlier mappings. It will also teach you to how to promote a namespace from a test environment to production.

In large organizations, managing user access to applications is essential for security purposes but can become time consuming and complicated. CA Identity Manager automates the identity management and password services for employees, customers, contractors, and

Some of the more advanced features of CA Identity Manager, including how to create batch user identity management activities and troubleshoot issues featuring ETAUTIL are presented. At the end of the class, you will be able to automate data collection and process tasks to save time and money.



Five (5) days

## CA Identity Manager r12: Corporate Store Setup 300

04IMR30155

This course covers establishing security governance from the ground up by planning all decisions before you begin. Careful planning will help to avoid future growth challenges. With CA Identity Manager integrated into your organization, you can configure a single location for managing user access and consolidating data, resulting in streamlined data management. By understanding the correct configuration of CA Identity Manager, you can avoid object mapping errors, connection failure, and performance degradation.



One (1) Day

## CA Identity Manager r12: Configure Custom Email Notification 300

04IMR30165

In this course, you will create custom email notification templates specifying the look, feel, content, and designated recipients to help ensure clarity and meaning for end users. You will also associate notifications to business workflows and certification processes to help ensure accurate organizational communication.



One (1) Day

## CA Identity Manager r12: Connector Xpress 300

04IMR30175

This course will show you how to create dynamic directory and database namespaces, integrating existing databases and directories with CA Identity Manager. It covers modifying databases in response to changes in the underlying data store and correcting errors in earlier mappings. It will teach you to generate reports of namespace information, such as listings of accounts and accounts by groups. Finally, you will be shown how to promote a namespace from a test environment to production.



One (1) Day

## CA Identity Manager r12: ETAUTIL Batch Processing 300

04IMR30181

This technical training course provides in-depth knowledge of how to implement some of the more advanced features of CA Identity Manager, including how to create batch user identity management activities and troubleshoot issues featuring ETAUTIL. At the end of the class, you will be able to automate data collection and process tasks to save time and money.



One (1) Day

## CA Federation Manager r12: 200

49IAM20011

CA Federation Manager is part of the Identity and Access management solution area. The course defines the leading standards of CA Federation Manager that enable the establishment of a federated network. The components of CA Federation Manager will be explained. Hands on exercises demonstrate the installation and configuration of these critical components critical components.



Four (4) Days

## CA Enterprise Log Manager r12: 200

04ELM20010

You will be taught how to use CA Enterprise Log Manager(CA Enterprise LM) to collect, normalize, and archive log data. Monitor resources across the organization and take advantage of powerful centralized viewing and searching capabilities.Avoid log data overload and ease the burden of proving compliance by using the CA Enterprise LM interface.Monitor IT activity and alert the organization to policy violations and abnormal activity by using CA Enterprise LM alert management features.Set up role based access to ensure the integrity and security of your data.Collect events from different event sources using the CA Enterprise LM product agent feature.



Two (2) Hours

## CA Role & Compliance Manager r12.5: Implementation 200

49RLC20011

CA Role & Compliance Manager helps streamline role management by using pattern-based analytics and improves security through the automation and centralization of compliance processes and policy enforcement. Through instructor-led demonstrations and hands-on activities, students will implement a role and identity compliance solution. Major tasks of CA Role & Compliance Manager include implementation and configuration.



Two (2) Days

## CA Role & Compliance Manager r12.5: Administration 200

49RLC20021

CA Role & Compliance Manager helps streamline role management by using pattern-based analytics and improves security through the automation and centralization of compliance processes and policy enforcement. Through instructor-led demonstrations and hands-on activities, students will administer a role and identity compliance solution. Major tasks of CA Role & Compliance Manager include role engineering and management; and policy enforcement through business process rules and certification.



Three (3) Days

# CA Site Minder Web Access Manager

## Overview

CA SiteMinder Web Access Manager removes the burden of each application developing and maintaining its own set of security protocols and moves them to a centrally controlled area outside the actual application. This way, the security policies and procedures of the organization can be off loaded to the areas that are best equipped to understand the risks and requirements of enterprise level security, freeing development analysts to simply develop applications. CA SiteMinder Web Access Manager provides the centralized security management your organization needs to authenticate users and control access to Web applications.

### Why do I need Training?

To provide the required level of protection for an application and still provide the end user with the best possible user experience, you will need an in-depth knowledge of CA SiteMinder Web Access Manager. This is feature rich tool that can support almost any scenario required in today's high-powered environment. With the right training, the CA SiteMinder practitioner can provide this needed support. Students will have access to hands-on labs that will introduce tools and teach them techniques needed to accomplish the organization's security and access goals.

## Understanding the Different Roles

Role based education has proven to be an effective model for training various levels of an organization. By delineating the levels of education within each role, we strive to ensure that an organization is receiving the appropriate level of training at the right time while still maintaining a cost-effective and efficient approach to imparting knowledge for an organization. The roles definitions are as follows:

### Administrator

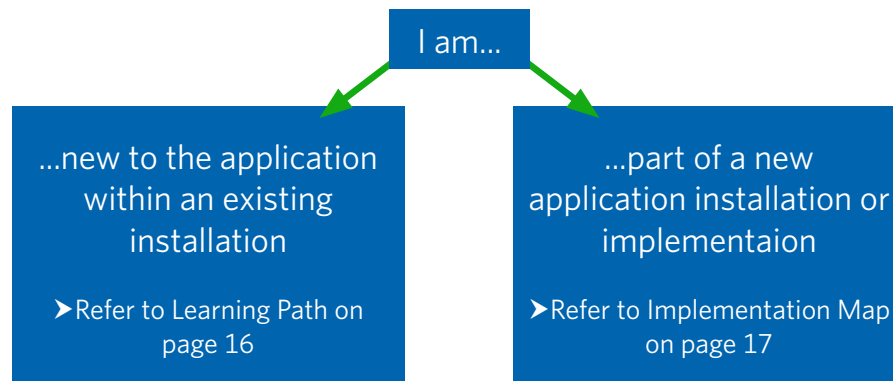
Persons administer day-to-day Web access that enables user authentication and single sign-on, authentication management, policy-based authorization, identity federation, and auditing of access to Web applications and portals.

### Implementer/Consultant

Persons responsible for installation and configuration of the product. Key responsibilities include installation; configuration; deployment; troubleshooting. Other role types in this category include but are not limited to architect and engineer.

## When to Take Training

Use the graphic below to help explain the best path of recommended training for your situation.

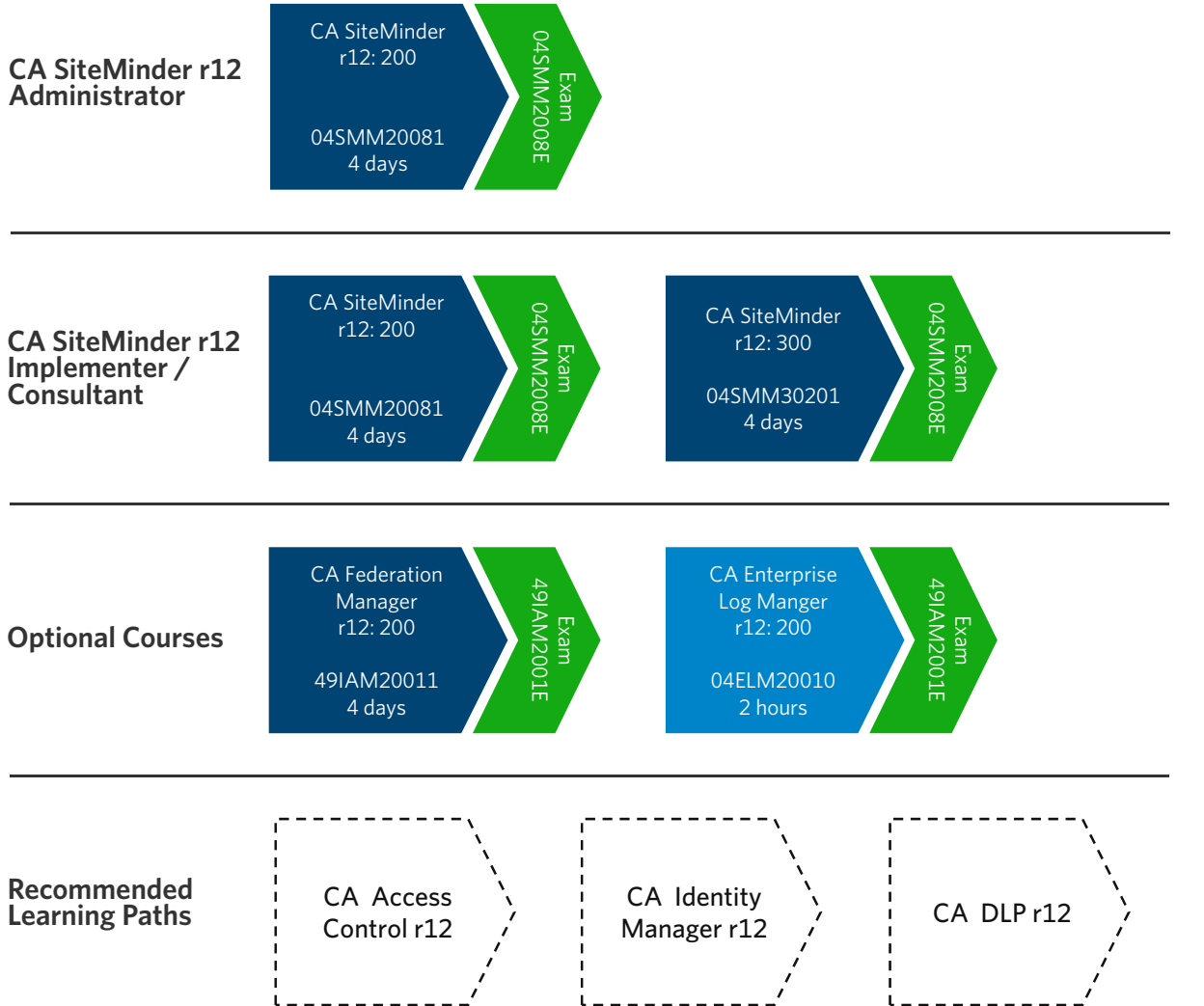


# CA Site Minder Learning Path

Recommended for New Users to an Existing Installation

The CA Site Minder Learning Path below provides a holistic view of the available education by role. These role based paths are then combined into packages in order to provide the recommended depth and breadth of education for organizations of various sizes.

## CA SiteMinder® Learning Path



**Key to Delivery Options**

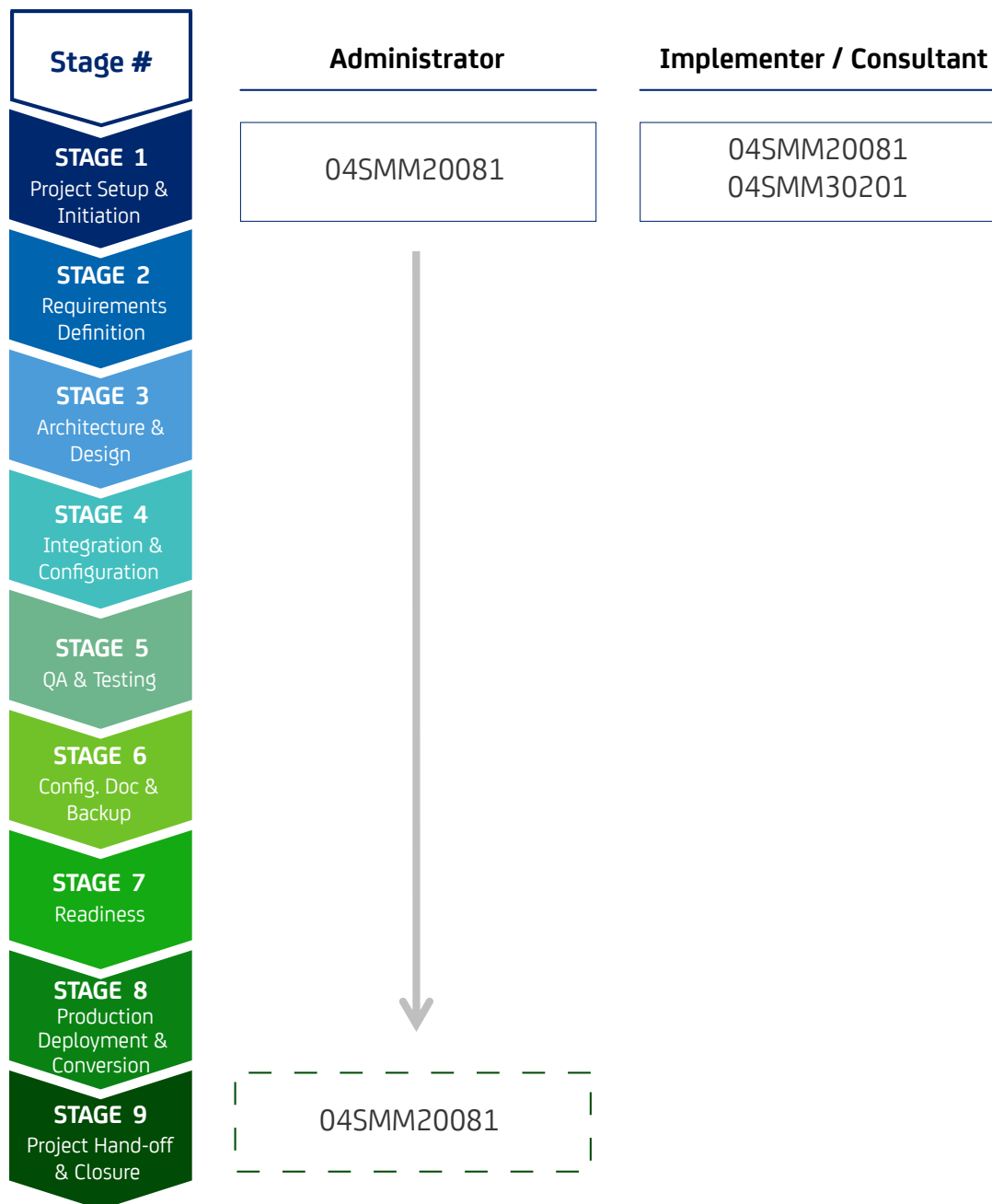
- Instructor Led Training (Classroom & Virtual)
- Web Based Training
- Exam

## Mapping Training During Implementation

Recommended for those who are part of a New Installation or Roll-out

The diagram below provides a view of the recommended role-based education that maps with the CA Services implementation methodology (nine stages of implementation). These role based paths are then combined into packages in order to provide the recommended depth and breadth of education for organizations of various sizes.

The course numbers listed below correspond with their recommended roles and the ideal stages to complete training. The solid boxes represent the ideal time to complete initial training. Additional training can be taken throughout the implementation cycle. See the recommended additional times for training in the dashed boxes.



## Education Packages by Role

The matrix below illustrates the recommended number of individuals per role for organizations of various size and implementation levels. As a result, CA Education believes that an organization will obtain the quickest time to value with its product and solutions purchase by obtaining the appropriate level of education as described below.

Roles	Small Enterprise	Medium Enterprise	Large Enterprise
Administrator	1	1	2
Implementer / Consultant	1	2	4

*Final price and training plan determined at time of sale*

## Course Overviews

Below you will find a list of the courses available for CA Site Minder along with a brief description of the course. For full descriptions of these courses, please visit your regional Education section of ca.com.

*Key to Training Methods Available:*



Web-Based Training



Instructor Led Training



On-site



Virtual Instructor Led Training

CA SiteMinder r12: 200

045MM20081

This course aims to provide you with the necessary skills to manage and deploy secure web applications. You will play a hands-on role in building a fully functional CA SiteMinder demonstration. Your ability to understand concepts around using relational databases to store metadata; a strong understanding of Lightweight Directory Access Protocol (LDAP) user directories, web servers, and application servers; and their role in business is essential to success in this course.



Four (4) Days

## CA SiteMinder r12: 300

04SMM30201

In this course, you will gain an understanding of how CA SiteMinder® can be extended to perform business tasks that are not met by out-of-the-box features. Upon completion of the course, you will have a better understanding of the CA SiteMinder deployment methodology as you review troubleshooting, common issues, and best practices. Scenarios based on field experience are implemented into the labs, which guide you on how CA SiteMinder is being used to provide better business solutions.



Four (4) Days

## CA Federation Manager r12: 200

49IAM20011

CA Federation Manager is part of the Identity and Access management solution area. The course defines the leading standards of CA Federation Manager that enable the establishment of a federated network. The components of CA Federation Manager will be explained. Hands on exercises demonstrate the installation and configuration of these critical components critical components.



Four (4) Days

## CA Enterprise Log Manager r12: 200

04ELM20010

You will be taught how to use CA Enterprise Log Manager(CA Enterprise LM) to collect, normalize, and archive log data. Monitor resources across the organization and take advantage of powerful centralized viewing and searching capabilities.Avoid log data overload and ease the burden of proving compliance by using the CA Enterprise LM interface.Monitor IT activity and alert the organization to policy violations and abnormal activity by using CA Enterprise LM alert management features.Set up role based access to ensure the integrity and security of your data.Collect events from different event sources using the CA Enterprise LM product agent feature.



Two (2) Hours

## Overview

Every company has sensitive data that is critical to the organization. While the proper use of this information is essential to a company's operations, it needs to be protected from loss and misuse. CA DLP offers a broad range of capabilities to detect the inadvertent and malicious misuse of sensitive data and help your organization meet its data loss prevention goals. This will help you reduce the risks associated with uncontrolled information and avoid the costly and embarrassing data loss events that plague many companies.

### Why do I need training

Proper training is imperative to take full advantage of CA DLP users, machines, and policies from a central point. You will discover how to maximize the benefits of the hundreds of out-of-the-box policies, which you can customize to meet the needs of your organization as it grows. In addition to examining how iConsole search and reporting functionality provides visibility into potential data loss, the course covers other powerful features to help you manage data loss prevention, such as the CA DLP Dashboard, the Data Management Console (DMC), and workflow and auditing capabilities. This course will show you how to simplify your CA DLP administrative tasks, accelerate the time-to-value of the solution, save time, and reduce your data loss prevention costs.

---

## Understanding the Different Roles

Role based education has proven to be an effective model for training various levels of an organization. By delineating the levels of education within each role, we strive to ensure that an organization is receiving the appropriate level of training at the right time while still maintaining a cost-effective and efficient approach to imparting knowledge for an organization. The roles definitions are as follows:

### Administrator

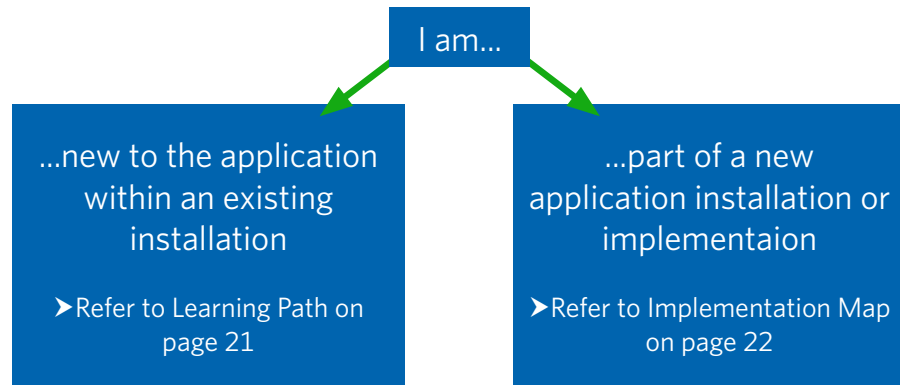
Persons responsible for day-to-day administration of the installation. Key responsibilities include securing their IT infrastructure and the various forms of sensitive data that it contains., Establish a framework of groups and users using a logical hierarchy to leverage identity with content analysis and help ensure that you accurately detect sensitive data.

### Implementer/Consultant

Persons responsible for installation and configuration of the product. Key responsibilities include installation; configuration; deployment; troubleshooting. Configure the CA DLP iConsole and employ effective troubleshooting techniques.

## When to Take Training

Use the graphic below to help explain the best path of recommended training for your situation.

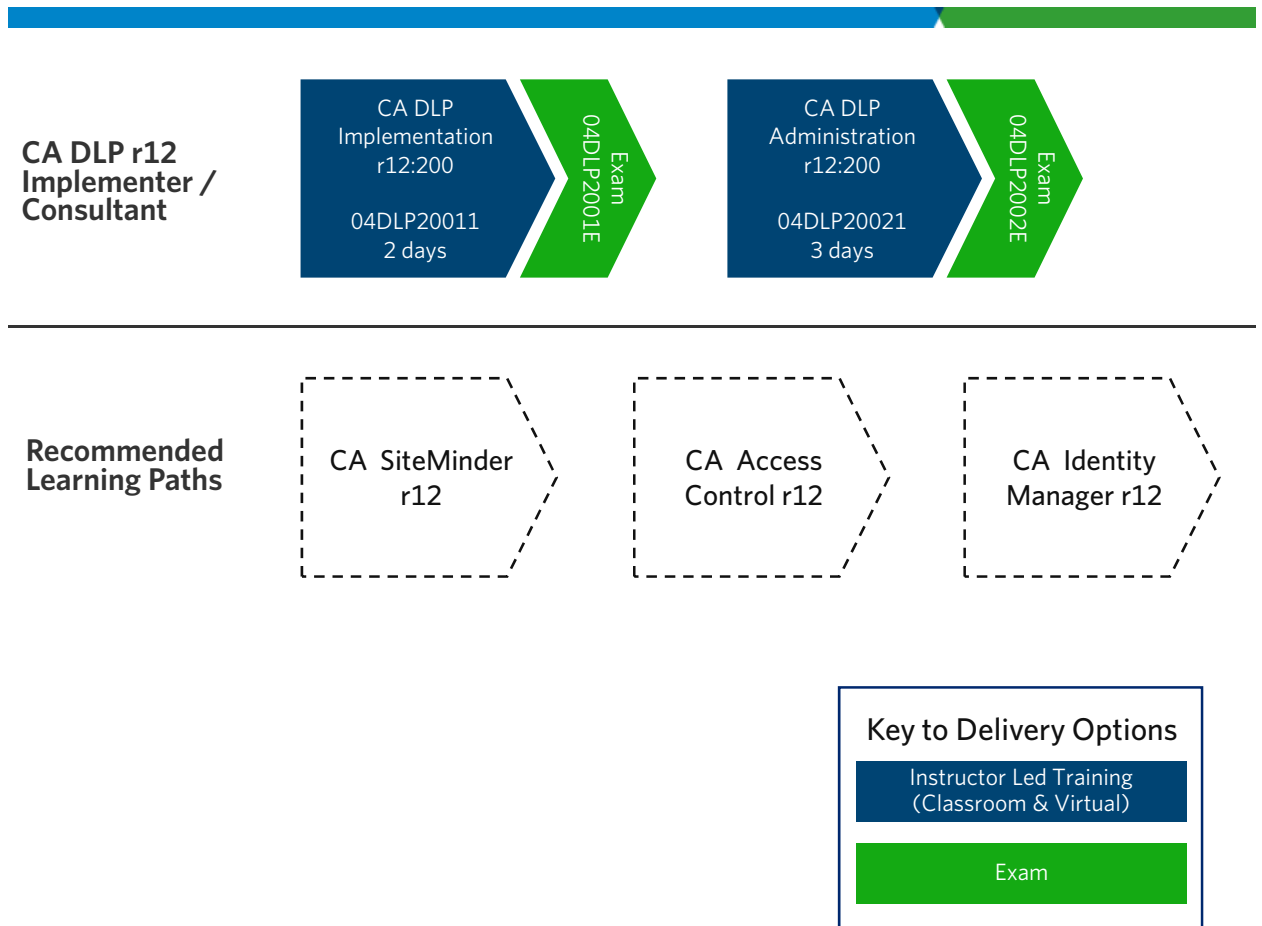


## CA DLP Learning Path

Recommended for New Users to an Existing Installation

The CA DLP Learning Path below provides a holistic view of the available education by role. These role based paths are then combined into packages in order to provide the recommended depth and breadth of education for organizations of various sizes.

## CA DLP Learning Path

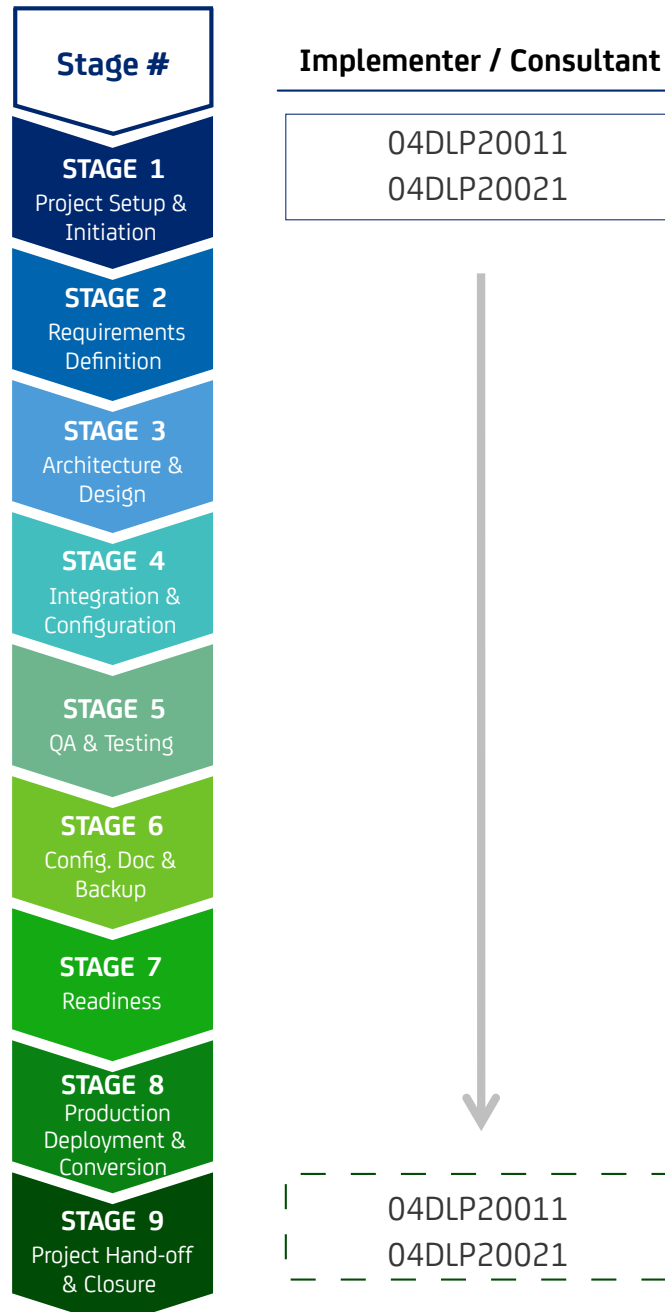


# Mapping Training During Implementation

Recommended for those who are part of a New Installation or Roll-out

The diagram below provides a view of the recommended role-based education that maps with the CA Services implementation methodology (nine stages of implementation). These role based paths are then combined into packages in order to provide the recommended depth and breadth of education for organizations of various sizes.

The course numbers listed below correspond with their recommended roles and the ideal stages to complete training. The solid boxes represent the ideal time to complete initial training. Additional training can be taken throughout the implementation cycle. See the recommended additional times for training in the dashed boxes.



## Education Packages by Role

The matrix below illustrates the recommended number of individuals per role for organizations of various size and implementation levels. As a result, CA Education believes that an organization will obtain the quickest time to value with its product and solutions purchase by obtaining the appropriate level of education as described below.

Roles	Small Enterprise	Medium Enterprise	Large Enterprise
Implementer / Consultant	1	2	4

*Final price and training plan determined at time of sale*

## Course Overviews

Below you will find a list of the courses available for CA DLP along with a brief description of the course. For full descriptions of these courses, please visit your regional Education section of ca.com.

*Key to Training Methods Available:*



Web-Based Training



Instructor Led Training



On-site



Virtual Instructor Led Training

### CA DLP r12.0: Implementation 200

04DLP20011

In this course, you will examine the core components of CA DLP, perform a base installation of the common control platforms, and configure CA DLP through the administration console. You will also control data at the network boundary, gain visibility into data at rest, and analyze endpoint user activity. This course also covers configuration of the iConsole, the Incident Dashboard, and the use of troubleshooting techniques to provide quick and effective problem resolution.



Two (2) Days

### CA DLP r12.0: Administration 200

04DLP20021

In this course, you will be taught how to administer your CA DLP users, machines, and policies from a central point. You will discover how to maximize the benefits of the hundreds of out-of-the-box policies, which you can customize to meet the needs of your organization as it grows.



Three (3) Days

---

## Education Training Credits

By utilizing CA Education's Training Credits in the purchase of these education packages, your organization gains the flexibility to amend the composition of your education offerings in order to address a changing need or desire for the type of education provided.

### Other Training Credit Benefits

- Discounts available off CA Education's list price with every education delivery transaction
- Dedicated CA Education Advisors assigned to work with your organization to determine your training needs and help design your delivery plan
- Individual or group skill assessments
- Balances can be used globally for any of our offerings
- One training credit = 1 unit of local currency

### Other Payment Methods

CA Education offers a range of payment options and purchase plans. We accept the following payment methods:

- Credit Cards
- Checks
- Purchase Orders

Check with your local representative to see what payment methods are available in your region.

---

To learn more about how CA Education is dedicated to providing you with flexible learning options based on your budget, travel and knowledge transfer requirements go to your regional Education section of [ca.com](https://www.ca.com)